

Official Worldwide Olympic Partner



60 Hz

10/2008

Multi-Format Camera

AK-HC3500

*Powerful multi-format digital camera with a new
IT-3CCD delivering 1080i native resolution*



High image quality, easy operation and outstanding reliability from a new generation HD multi-format camera



The AK-HC3500 is the zenith of advanced camera design. In addition to a unique 2/3-inch IT-3CCD and spatial offset processing technologies, it offers a newly-developed 14-bit A/D converter and 38-bit Digital Signal Processing LSI for exceptional image quality. To satisfy the demands of shooting in the field, it also features an ergonomic design for easier, more comfortable use. Add to this outstanding performance, and you have the ideal studio and field multi-format camera for the high definition era.

Switchable output HD/SD formats

The AK-HC3500's multi-format capability makes it perfect for demanding broadcasts and program production in the U.S. and abroad. Using the optional down converter board also enables HD to SD signal (480i/576i) conversion.

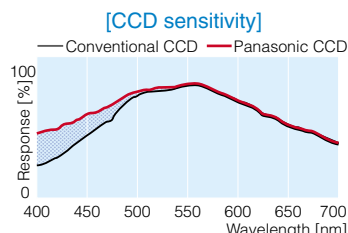
Compatible formats	HD	1080/59.94i, 1080/50i
	SD (option)	480/59.94, 576/50i

Panasonic's unique high sensitivity, low smear 2/3-inch 2.2-megapixel IT-3CCD

Panasonic CCD sensor technology and the improved on-chip lens performance offers a high sensitivity of F10 (1080/59.94i)/F11 (1080/50i) at 2 000 lx, a low smear level and an excellent signal to noise ratio of 60 dB.

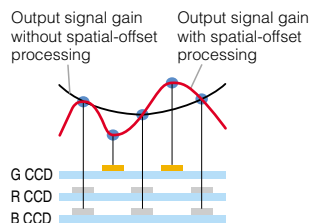


CCD/prism assembly

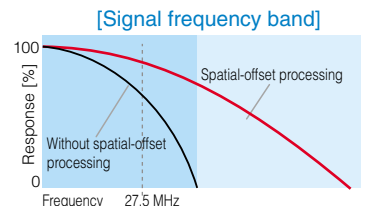


Blue channel sensitivity has been improved approximately 3 dB to achieve a better response ratio. Even deep-blue colors can be reproduced with vivid chrominance and significantly reduced noise.

Panasonic's single-channel transfer system and spatial-offset processing technologies improve signal modulation depth and reduce moire.



With spatial-offset processing, green samples are offset, allowing motion in the object to be more faithfully reproduced.



With spatial-offset processing, the depth of modulation of high-frequency signals is greatly improved.


14-bit A/D converter and latest 38-bit Digital Signal Processing (DSP) provide clear, sharp images from dark to bright areas.

A/D conversion is 14-bit compared to conventional 12-bit. There's also a newly-developed 38-bit Digital Signal Processing (DSP) and Panasonic's original real-time gamma correction to enable high quality images with Dynamic Range Stretch (DRS) and other high-performance functions.

Dynamic Range Stretch (DRS) Function

DRS helps assure high image quality when shooting extremely contrasty scenes. It's also effective when shooting standard scenes because it avoids aliasing (knee artifacts) which can be unattractive for on-screen talent.

Before correction



After correction



Clear, sharp reproduction of both bright and dark areas.

Cine Gamma Curve

Thanks to its cine gamma curve, the AK-HC3500 can produce pictures with the same kind of tonal beauty, natural gradation, and rich colors you get with film recordings.



TV



Movies

Color Correction

The 12-vector variable masking circuit allows precise and independent hue and saturation adjustment of individual colors.



* Color correction restricted to the red colors.

Skin Tone Detail Correction

Separately defocusing two skin tones helps tone down wrinkles and dull areas to produce beautiful, naturally textured results when shooting people. And since defocusing is possible throughout the entire hue phase (360 °), defocusing can also be applied for colors other than skin tones.



Beautiful results with fewer wrinkles and other blemishes

Enhanced DTL Signal Processing

Enhanced DTL signal processing ensures superb picture quality with minimal noise in horizontal and vertical directions, as well as in the image's dark and brightly lit areas.



Sharp, high-quality images

Two Color Correction Matrix

EBU or NTSC preset color correction matrix can be selected.


Easy-to-use, high-performance camera head

Designed for easy operation and expandability

The AK-HC3500 incorporates Panasonic's extensive broadcast camera design know-how to provide even easier operation. Convenient features include a backlight on the rear operation panel for improved operation in dark settings and an SD Memory Card slot for easy storage of user settings. A movable optical connector is also provided to reduce stress on the optical cable.

Variable internal diameter lens mount for easy use with a build-up unit

When mounting onto an optional build-up unit, a mechanism enlarges the internal diameter of the lens mount. Because the lens and camera can be separately mounted onto or removed from the build-up unit, previously troublesome lens removal is eliminated for faster, more convenient operation.



Servocontrol ND/CC Filters

The following ND/CC motor driven double optical filters are available for shooting in any lighting conditions.

- [CC filters]
- 3 200 K, 4 300 K,
- 6 300 K, Cross, Diffusion
- [ND filters]
- Cap, 100 %, 25 %, 6.3 %, 1.6 %

Menu Switch

JOG Dial Button



SD Memory Card slot

Using an SD Memory Card enables storage and retrieval of various camera settings such as user viewfinder indications. Camera settings stored on an SD Memory Card can also be retrieved.

* SD Memory Cards are sold separately. (Panasonic cards with a capacity of 2GB or lower are recommended. SDHC Memory Cards are not compatible.)

Movable optical cable connector

Connection to a camera control unit (CCU) is with SMPTE standard optical fiber cable. Transmission of high quality images and different types of signals is possible even when the camera and CCU are separated by a distance of up to about 2.0 km (1.2 miles). Operation convenience is further assured by the movable connector.



Back Light for Rear Operation

HD-SDI Output

PROMPT/GL

Camera/RET/VF HD-SDI Output

Two RS422/RS232C Data Trunk Lines

AUX connector

Either standard RET-Y input or PROMPT2 output can be selected. And with the optional AK-HDC3500 down converter board installed, selection of one of four types of output, including SD-SDI and VBS output, is possible. The connector can also be used for crane shots and other monitoring applications.

Ergonomic design for easy handling

In response to customer requests, we have made numerous improvements over prior models. These include optimal weight balance, boosted efficiency when used with a build-up unit, and a low center of gravity for more comfortable handling.


Thanks to this advanced design, the AK-HC3500 helps to reduce user fatigue while assuring exceptional efficiency both in the studio and at outdoor venues.



In addition to the low center of gravity of the camera itself, the AK-HC3500 features slip-resistant shoulder pads adjustable up to 24 mm front and back. These design innovations help reduce fatigue during shoulder-mount use while assuring stable shooting.



The handle's end is shaped to enable easy carrying.



Lowering the height of the camera has moved the viewfinder closer to the camera's optical axis, thereby reducing the azimuth difference for improved operating convenience.

for studio and field applications

Fast, easy mounting onto a build-up unit

With cable-free mounting onto an optional build-up unit and minimal difference between the viewfinder's and the camera's optical axes, the AK-HC3500 provides the high maneuverability required for shooting.



Just slide the camera in the build-up unit to complete mounting.

Mounting an LCD viewfinder is also easy.



Even with an LCD viewfinder mounted on the camera, the camera can be mounted onto the build-up unit just be to by sliding it in.

Build-up Unit AK-HBU3500



- Large studio lenses can be mounted.
- Smooth, fast camera mounting is possible.
- Innovative design minimizes camera and viewfinder azimuth difference and lowers the center of gravity.

Adjustment functions	AC output reset, VF ON/OFF, Up tally ON/OFF, Marker ON/OFF, Cursor setting, Cursor memory 1, Cursor memory 2, 4:3 marker, ND filter selection, Local, CC filter selection, Menu ON/OFF, Menu jog, RET A switch, RET B switch, User, VF DTL, Monitor output selection, H-POSI, V-POSI, WIDTH, HEIGHT
Power supply	AC 220 V (when connecting Camera)
Power consumption	Approx. 20 W
Operating temperature	0 °C to 40 °C (32 °F to 104 °F)
Storage temperature	-20 °C to 60 °C (-4 °F to 140 °F)
Dimensions (WxHxD)	300 mm x 417 mm x 570 mm (11-13/16" x 16-1/2" x 22-1/2")
Weight	Approx. 14.5 kg (32.0 lbs)

Viewfinder



2" B/W Viewfinder
AJ-HVF21G



8" LCD Color Viewfinder
AK-HVF931A

- Controllers are easily accessible with one hand.
- Pan angle: ±90 °
- 1080i, 720p switchable
- Aspect ratio 16:9/4:3 switchable

	AJ-HVF21G	AK-HVF931A
Adjustment functions	Brightness, Contrast, Peaking	
Power supply	DC 12 V (supplied from camera head)	
Power consumption	Approx. 3.8 W	Approx. 18 W
Operating temperature	0 °C to 40 °C (32 °F to 104 °F)	
Storage temperature	-20 °C to 60 °C (-4 °F to 140 °F)	
Dimensions (WxHxD)	240 mm x 80 mm x 206 mm (9-7/16" x 3-1/8" x 8-1/8")	275 mm x 209 mm x 230 mm (10-13/16" x 8-1/4" x 9-1/16")
Weight	Approx. 0.75 kg (1.7 lbs)	Approx. 2.8 kg (6.1 lbs)

Down Converter Board AK-HDC3500




The AK-HC3500 can output an SD-SDI or a VBS output from the camera head.

Versatile system components

To meet system requirements, a wide range of convenient peripheral equipment is available, including a camera control unit (CCU), remote operation panel (ROP) and a master setup unit (MSU).

Camera Control Unit AK-HCU931

The full size CCU uses the optical fiber transmission system for maintaining superb picture quality between the camera and CCU even from long distances.



- Four SD-SDI inputs/outputs, two PROMPT inputs, two SD analog inputs, two VBS outputs, two PM outputs, two WFM outputs
- Four HD-SDI inputs/outputs^{1*}
- Two-channel data trunk lines (RS-422)
- AES/EBU digital audio output
- RTS/4 wires/2 wires intercom system input/output

Video input/output	SD-SDI, PROMPT input, SD analog input, VBS output, PM output, WFM output, HD-SDI/HD analog output(Y,Pb,Pr) ^{1*}
Sync input/output	Input: HD reference (tri-level sync), SD reference (B.B.) (It can be selected by a switch.) Output: HD SYNC, SD SYNC
Audio output	Analog audio (MIC 1,2), Digital audio (MIC 1, 2)
Power supply	AC 120 V
Power consumption	Approx. 80 W
Operating temperature	0 °C to 40 °C (32 °F to 104 °F)
Storage temperature	-20 °C to 60 °C (-4 °F to 140 °F)
Dimensions (WxHxD)	420 mm x 132 mm x 459 mm (16-1/2" x 5-1/4" x 18-1/8")
Weight	Approx. 20 kg (44 lbs)

^{1*} The optional HD I/O board AK-HHD931 is required.

Feature Boards



HD I/O Board AK-HHD931

- Input: 1080i/720p (BNCx4)
- Output: 1080i/720p (BNCx4)
- HD analog component (BNCx3)
- Y for picture monitor (BNCx1)

Master Setup Unit AK-MSU935

The MSU (with a large LCD control panel) can adjust the camera's entire parameters; serves up to 12 camera systems.



- Master control of precise camera settings for the entire camera system (up to 12 camera systems)
- Large scale (6.3 inch) LCD display
- SD memory card slot for storing/recalling three user references, eight scene files, and sixteen lens files

Adjustment functions	Camera selection, MODE ON/OFF (5600 K, flare OFF, black gamma ON, gamma OFF, knee OFF, white clip OFF, HD matrix ON, PM character display, HDTV detail OFF, SDTV detail OFF, HDTV skin tone detail ON, SDTV skin tone detail ON), Control item selection (UNDO, black shading selection, white shading selection, R/G/B shading, matrix control, FUNC, system, pedestal control, gain control, gamma control, flare control, white clip control, HD detail control, SDTV detail), ALL, Reference, Camera video output selection, Automatic adjustment (white balance, black balance, setup), Monitor selection (P-M, WFM), Scene files, SHUTTER, Gain selection, Filter selection (HEAD, ND filter, CC filter), CALL, Auto iris, Lens file storage, Lens file call, Iris active, Master pedestal storage, Master pedestal file call, Iris, Master pedestal
Power supply	DC 12 V
Power consumption	Approx. 15 W
Operating temperature	0 °C to 40 °C (32 °F to 104 °F)
Storage temperature	-20 °C to 60 °C (-4 °F to 140 °F)
Dimensions (WxHxD)	340 mm x 75 mm x 264 mm (13-3/8" x 2-15/16" x 10-3/8")
Weight	Approx. 3.25 Kg (7.17 lbs)

Remote Operation Panel AK-HRP931

The 1/3 rack size remote operation panel can easily adjust camera parameters.



(Rear view)

- Full control of camera settings
- Joystick-type iris control
- 1/3 rack size remote operation panel

CCU control	Control signals (camera, CCU control) Power supply (DC12 V) Tally control signals
RCP control	Control signals (fader control) Power supply (DC12 V)
Power supply	DC 12 V (supplied from CCU)
Power consumption	Approx. 6 W
Operating temperature	0 °C to 40 °C (32 °F to 104 °F)
Storage temperature	-20 °C to 60 °C (-4 °F to 140 °F)
Dimensions (WxHxD)	136 mm x 55 mm x 419 mm (5-3/8" x 2-3/16" x 16-1/2")
Weight	Approx. 2.3 kg (5 lbs)

Remote Operation Panel AK-HRP935

The 1/4 rack size remote operation panel can easily adjust camera parameters.

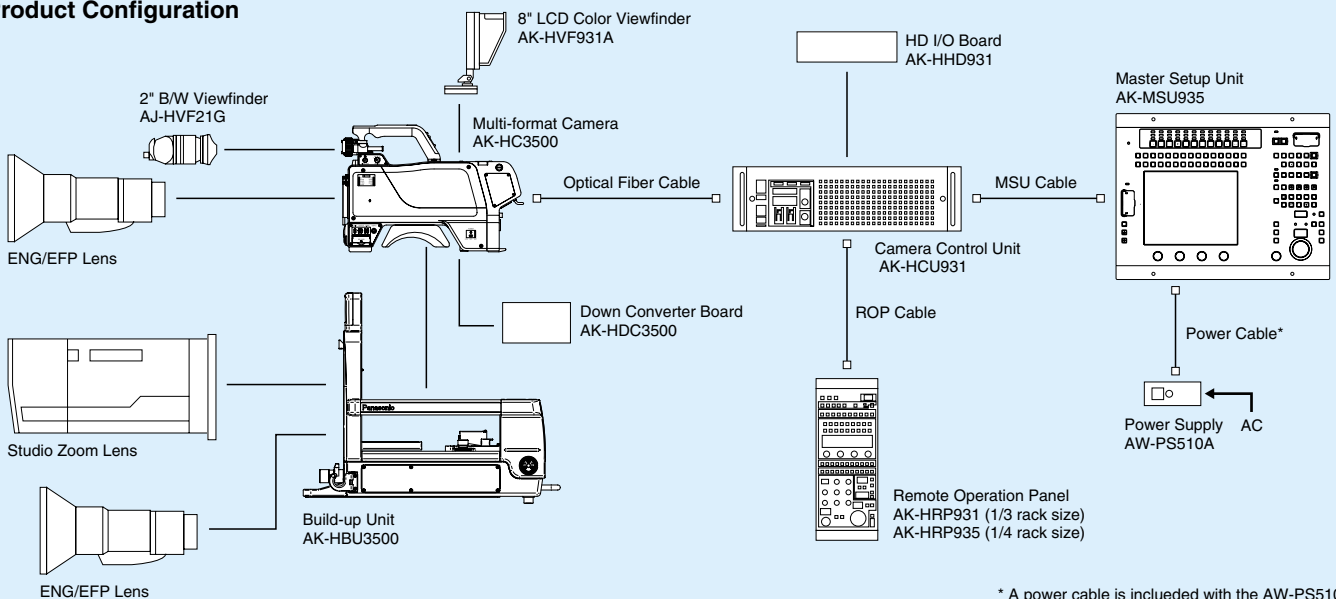


(Rear view)

- Full control of camera settings
- Joystick-type iris control
- 1/4 rack size remote operation panel

CCU control	Control signals (camera, CCU control) Power supply (DC12 V)
RCP control	Control signals (fader control) Power supply (DC12 V)
Power supply	DC12 V (supplied from CCU)
Power consumption	Approx. 6 W
Operating temperature	0 °C to 40 °C (32 °F to 104 °F)
Storage temperature	-20 °C to 60 °C (-4 °F to 140 °F)
Dimensions (WxHxD)	92 mm x 55 mm x 419 mm (3-5/8" x 2-3/16" x 16-1/2")
Weight	Approx. 1.8 kg

Product Configuration



* A power cable is included with the AW-PS510A.

Specifications

CCD	2/3" 2.2-megapixels IT-3CCD
Image sensing method	GBR Image sensing method
Total number of pixels	2 010 (H) x 1 120 (V)
Effective number of pixels	1 920 (H) x 1 080 (V)
Optical prism	F1.4 Prism
Optical filter	CC 3 200 K, 4 300 K, 6 300 K, Cross, Diffusion
	ND Cap, 100 %, 25 %, 6.3 %, 1.6 %
Lens mount	2/3" Bayonet mount
Sensitivity	F10 (1080/59.94i)/F11 (1080/50i) at 2 000 lx, 3 200 K, 89.9 % white
S/N	60 dB (typ)(1080/59.94i) 60 dB (typ)(1080/50i)
M.T.F	50 % (typ)(27.5 MHz)
Storage temperature	-20 °C to 60 °C (-4 °F to 140 °F)
Operating temperature	-10 °C to 45 °C (14 °F to 113 °F) * The camera must be turned on at least 30 minutes prior to use in ambient temperatures of -10 °C to 0 °C (14 °F to 32 °F).
Power consumption	Approx. 25 W (DC12 V/camera head only)
Dimensions (WxHxD)	135 mm x 260 mm x 360 mm (5-5/16" x 10-1/4" x 14-1/4")
Weight	Approx. 4.7 kg (10.4 lbs)
HD SDI output	HD signal:0.8 Vp-p 75 Ω (BNC)
Monitor output 1*	HD signal:0.8 Vp-p 75 Ω (BNC)
PROMPT output	VBS signal:1 Vp-p 75 Ω (BNCx2)
GENLOCK input	Tri-level SYNC/Black Burst (BNCx1)
AUX output	Selectable one of RET-Y input, PROMPT2 output, SD-SDI output 2* and VBS output 2*
Microphone input 2*	-20 dBm/-30 dBm/-40 dBm/-50 dBm/-60 dBm (XLR 3pin x2)
INCOM 4*	0 dBm/600 Ω (XLR 4pin x2)

1* HD signal can be selected by the monitor output selection switch.

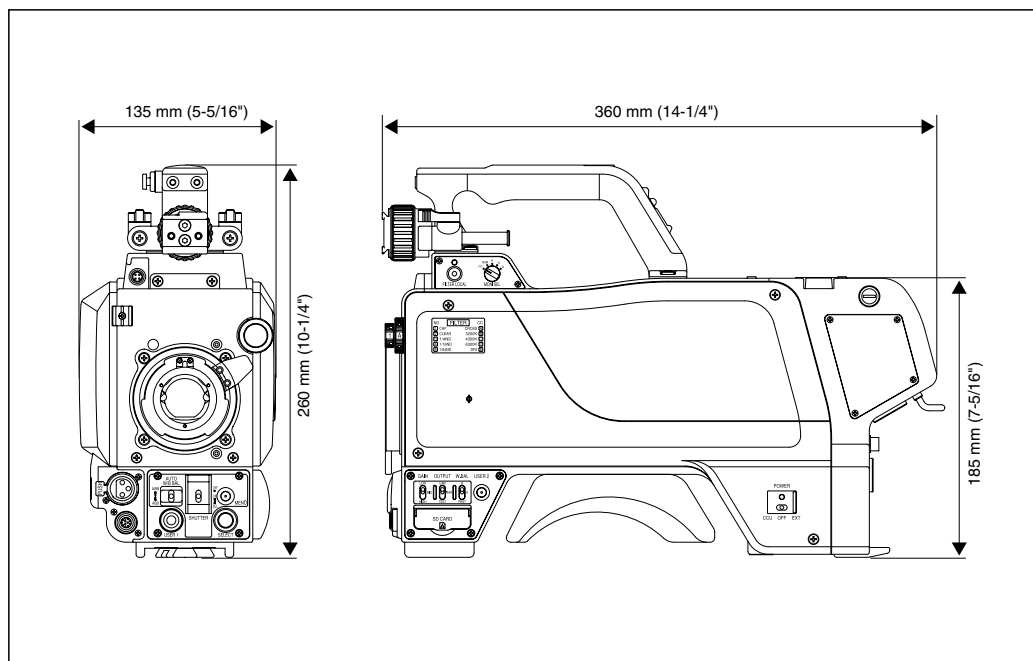
2* To be when down converter board is installed.

3* Gain is selected by the gain switch.

4* Mixing is controlled separately for PGM1 and PGM2.

* Specifications and functions are subject to change without notice due to continual improvements.

Dimensions



• SD Logo is a trademark.

Panasonic®

Panasonic Broadcast & Television Systems Co.

Unit of Panasonic Corporation of North America

www.panasonic.com/broadcast

Government Sales: phone: 201-348- 7587

Headquarters: 3 Panasonic Way, 4E-7, Secaucus, NJ 07094; phone: 201-348 -5300

Eastern Zone: 3 Panasonic Way, 4E-7, Secaucus, NJ 07094; phone: 201-348 -7196

Western Zone: 3330 Cahuenga Blvd. West, Los Angeles, CA 90068; phone: 323-436-3608

AK-JACHC350008-2

Printed in Japan